



Lusac



Raybestos
The best in brakes

TABLA DE APLICACIONES POR LÍNEA DE PRODUCTO

| CILINDROS DE EMBRAGUE | | | | | |
|-----------------------|-----------------------------|-----------------------|----------------|--|-------------|
| NÚMERO DE PARTE | NÚMERO CIL. MTRO. RAYBESTOS | NÚMERO REPUESTO LUSAC | MEDIDA | APLICACIÓN | FOTO PÁGINA |
| LC-6600 | SC-37493 | 660 | 19.0 mm 3/4" | Cil. Esclavo de Clutch Nissan,Datsun Sedan 70-83,Samurai 70-84 | 544 |
| LC-6900 | N/D | 690 | 15.8 mm 5/8" | Cil.Mtro. Embrague o Clutch Tipo Nabco Datsun Estaquitas Pick Up 71-83 | 544 |
| LC-6950 | N/D | 695 | 15.8 mm 5/8" | Cil.Mtro. Embrague o Clutch Tipo Tokico Nissan Estaquitas Pick Up 77-84 | 544 |
| LC-33720 | SC-33721 | LC26127 | 25.4 mm 1" | Cil. Clutch Esclavo F-100, 57-65, F- 250 57-68, F- 300, 57-64, P-400 57-77,Camion 57-76 | 544 |
| 37212 | SC37212 | N/D | 19.0 mm 3/4" | Nissan Nissan 510 67-71 USA | 544 |
| 37365 | SC37365 | N/D | 19.0 mm 3/4" | Toyota Celica 74, Toyota Corona 74-77, Toyota Pickup 75-80 USA | 544 |
| 37487 | SC37487 | N/D | 20.6 mm 13/16" | Toyota Celica 78-85, Toyota Corolla 78-82, Toyota Corona 79-82 USA | 544 |
| 37493 | SC37493 | N/D | 19.0 mm 3/4" | Nissan 240SX 91-98, Nissan 240Z 73, Nissan 260Z 74, Nissan 280Z 75-79, Nissan 280ZX 79-83, Nissan 610 73-76, Nissan 710 74-77, Nissan B210 76, Nissan Maxima 77-84, USA | 544 |
| 37495 | SC37495 | N/D | 17.4 mm 11/16" | Nissan 1200 65-73, Nissan 210 79-82, Nissan B210 74-78 USA | 544 |
| 37498 | SC37498 | N/D | 19.0 mm 3/4" | Nissan 620 72-79, Nissan pickup 2WD 80-10/85 USA | 544 |
| 37525 | SC37525 | N/D | 20.6 mm 13/16" | Toyota Corona 78, Toyota 4Runner 3.0L (31470-35100) 88-10/95, Toyota Pickup 3.0L (31470-35100) 80-95, Toyota T100 3.0L (31470-35100) 93-94, Toyota Van AWD 89-90, USA | 544 |
| 37541 | SC37541 | N/D | 19.0 mm 3/4" | Nissan Pick Up 720 80-86, Nissan Pick Up D21 86 USA | 544 |
| 37627 | SC37627 | N/D | 19.0 mm 3/4" | Nissan 300ZX 84-96, Nissan Frontier Pickup 98, Nissan Trk. Pathfinder 96-98 USA | 544 |
| 37680 | SC37680 | N/D | 17.4 mm 11/16" | Nissan D21 86-97 Cilindro Esclavo Acero | 544 |
| 37681 | SC37681 | N/D | 17.4 mm 11/16" | Nissan 200SX 87-88, Nissan Pick Up D21 86-97, Nissan Pathfinder 87-95 USA | 544 |
| 37682 | SC37682 | N/D | 20.6 mm 13/16" | Toyota Camry 83-87, Toyota Celica 86-89 USA | 544 |
| 37699 | SC37699 | N/D | 20.6 mm 13/16" | Toyota Paseo 92-95, Toyota Tercel 87-95 USA | 545 |
| 37701 | SC37701 | N/D | 20.6 mm 13/16" | Chevrolet Nova 85-88 Nacional, Toyota Corolla 84-88 USA | 545 |
| 37725 | SC37725 | N/D | 22.2 mm 7/8" | Ford Bronco II 84, Ford Ranger 83-84 USA | 545 |
| 37726 | SC37726 | N/D | 25.4 mm 1" | Ford Ranger 83-84 USA | 545 |
| 37728 | SC37728 | N/D | 20.5 mm | Chevrolet Blazer 83-91, T10 Pickup 84-91, Sonoma 84-91, GMC T15 Jimmy 84-91, T15 84-91, Oldsmobile Bravada 91-92, Chevrolet Blazer 83-91, T10 Pickup 84-91, T15 Jimmy 84-91, T15 84-91, Sonoma 84-91 USA | 545 |
| 37745 | SC-37745 | 7745 | 31.7 mm 1-1/4" | Cilindro Esclavo de Embrague F-450 88-97, F-200,250 83-94, F-300,350 83-91 | 545 |
| 37748 | SC37748 | N/D | 34.9 mm 1-3/8" | Ford Aerostar 86-87, Ford Bronco II 85-87, Ford Ranger 85-87 USA | 545 |
| 37790 | SC37790 | N/D | 20.6 mm 13/16" | Chevrolet Astro Mini Van 85-89, Safari Mini Van 85-89 USA | 545 |
| 37791 | SC37791 | N/D | 20.6 mm 13/16" | Chevrolet C-10,C-20,C-30 85-91, Clutch secundario | 545 |
| 37793 | SC37793 | N/D | 22.2 mm 7/8" | Jeep Cherokee 84-86, Jeep CJ Series 82-86, Jeep Comanche 86, Jeep Wagoneer 84-86, Eagle 81-84 USA | 545 |
| 37794 | SC37794 | N/D | 23.8 mm 15/16" | Chevrolet Pontiac Fiero 86-88 USA | 545 |
| 37796 | SC37796 | N/D | 23.8 mm 15/16" | Chevrolet Blazer 84, T10 Pickup 84, T15 Jimmy 84, T15 84, Sonoma 84 USA | 545 |
| 37815 | SC37815 | N/D | 20.6 mm 13/16" | Chevrolet C10, C15 Pickup 88-91, GM C20, C25 Pickup 88-91, GM C30, C35 88-91 Nacional, GM K10, K15 Pickup 88-91, GM K20 Suburban 88-91, GM K20, K25 Pickup 88-91, GM K30, K35 88-91, GM R10 Suburban 88, GM R15 Suburban 89-91, GM V20 88. USA | 545 |
| 37816 | SC37816 | N/D | 20.6 mm 13/16" | Chevrolet T10 Blazer 90-91, T10 Pickup 90-91, Sonoma 90-91, GMC T15 Jimmy 90-91, T15 90-91, Oldsmobile Bravada 91, Chevrolet T10 Blazer 90-91, T10 Pickup 90-91, T15 Jimmy 90-91, T15 90-91, Sonoma 90-91 USA | 545 |



TABLA DE APLICACIONES POR LÍNEA DE PRODUCTO

| CILINDROS DE EMBRAGUE | | | | | |
|-----------------------|-----------------------------|-----------------------|----------------|---|-------------|
| NÚMERO DE PARTE | NÚMERO CIL. MTRO. RAYBESTOS | NÚMERO REPUESTO LUSAC | MEDIDA | APLICACIÓN | FOTO PÁGINA |
| 37833 | SC37833 | N/D | 22.2 mm 7/8" | Isuzu Amigo 89-01, Isuzu Pickup 88-95, Isuzu Rodeo 91-01, Isuzu Trooper II 88-91 USA | 545 |
| 37834 | SC37834 | N/D | 22.2 mm 7/8" | Isuzu Pickup 91-94, Isuzu Rodeo 91-92, Isuzu Trooper II 89-91 USA | 545 |
| 37837 | SC37837 | N/D | 19.0 mm 3/4" | Mazda B2000 86-87, Mazda B2200 86-93 USA | 546 |
| 37889 | SC37889 | N/D | 19.0 mm 3/4" | Honda Accord 90-97 Nacional, Honda Prelude 92-01, Honda Passport 01-02, Acura 2.2 CL 97, Acura 2.3 CL 98-01 USA | 546 |
| 37897 | SC-37897 | N/D | N/R | Collarín Ford Cougar 89-96, Aeroestar , Bronco 88-92, Bronco II 88-90, E-100, 150, 200, 250, 88-89, E-300, 350 88-95, Explorer 91-92, F-100, 150, 200, 250 88-92 Nacional, Ranger 88-92 USA | 546 |
| 37900 | SC37900 | N/D | 19.0 mm 3/4" | Ford Escort 91-96 Salida Trasera Nacional, Ford Mercury Tracer 91-96, Kia Sephia 94-97 USA, Mazda Protege 90-95 USA | 546 |
| 37901 | SC37901 | N/D | 19.0 mm 3/4" | Ford Escort 91-96 Salida Lateral Nacional, Ford Mercury Tracer 91-96 USA | 546 |
| 37915 | SC37915 | N/R | N/R | Jeep Cherokee 87-91, Jeep Comanche 87-91, Jeep Wagoneer 87-90, Jeep Wrangler 87-94 USA | 546 |
| 37920 | SC37920 | N/D | 19.0 mm 3/4" | Mitsubishi 3000GT 91-99, Mitsubishi Galant 88-89, Stealth 91-96 USA | 546 |
| 37928 | SC37928 | N/D | 19.0 mm 3/4" | Nissan Altima 93-99, Nissan Maxima 89-94 Nacional, Nissan Pulsar 88-1989, 88- Nissan Stanza 92, USA | 546 |
| 37937 | SC37937 | N/D | 22.2 mm 7/8" | Volkswagen Corrado 93-94 USA | 546 |
| 39072 | CMA39072 | N/D | 15.8 mm 5/8" | Nissan 510 1.6L 3/69-73, Nissan 610 1.8L & 2.0L 72-10/75, Nissan 710 74-10/75 USA | 546 |
| 39102 | CMA39102 | N/D | 15.8 mm 5/8" | Nissan 280Z 2.8L (30610.N4200) 4/75-78, Nissan 510 2.0L 72-81, Nissan 610 2.0L 11/75-76, Nissan 710 11/75-77, Nissan 810 97-80. USA | 546 |
| 39143 | CMA39143 | N/D | 15.8 mm 5/8" | Toyota Pick-up (31410.35071) 75-76, Toyota Celica (31410.14040) 76-77, Toyota Corolla (31410.14271) 75-79, Toyota Corolla (31410.12072) 80-82 USA | 546 |
| 39179 | CMA39179 66-2839179 | N/D | 15.8 mm 5/8" | Toyota Cressida 83-87, Toyota Pickup 79-83 USA | 546 |
| 39238 | CMA39238 | N/D | 15.8 mm 5/8" | Toyota Pick -up 2.2L(OE 31410.35083) 77-78, Toyota Pick-up 2.0L (OE31410.35080) 5/72-74 USA | 546 |
| 39239 | CMA39239 | N/D | 15.8 mm 5/8" | Nissan Maxima 7/84-88, Nissan Stanza 1/86-89, Nissan 200SX 80-81, Nissan 210 78-82, Nissan 240SX 89-99, Nissan 240Z 70-73, Nissan 260Z 74-3/75 USA | 546 |
| 39244 | CMA39244 | N/D | 15.8 mm 5/8" | Nissan 520 Series 68-72 USA | 546 |
| 39247 | CMA39247 | N/D | 15.8 mm 5/8" | Honda Accord 76-81 USA | 547 |
| 39296 | CMA39296 | N/D | 15.8 mm 5/8" | Toyota Celica 78-7/1981, Toyota Corona 8/73-82, Toyota Supra 2.6L 79-7/80, Toyota Supra 2.8L 8/80- 81, USA | 547 |
| 39475 | CMA39475 | N/D | 15.8 mm 5/8" | Chrysler Conquest 84-89, Colt 85 -91 USA, Mitsubishi Starion 83-89, Mitsubishi Starion 83-89 USA | 547 |
| 39488 | CMA39488 | N/D | 15.8 mm 5/8" | Mazda B1800 80, Mazda B2000 80-84, Mazda B2200 82-84 USA | 547 |
| 39569 | CMA39569 | N/D | 22.2 mm 7/8" | Ford E150 84-87, Ford E250 84-89, Ford E350 88-89 USA | 547 |
| 39582 | CMA39582 | N/D | 15.8 mm 5/8" | Chrysler Dodge D50, Ram 50 84-94 USA, Mitsubishi Truck 84-95 USA | 547 |
| 39588 | CMA39588 | N/D | 15.8 mm 5/8" | Toyota Pickup 81-85 USA | 547 |
| 39605 | CMA39605 | N/D | 15.8 mm 5/8" | Nissan D21 (30610.59G11) 11/85-97 Nacional, Nissan Pathfinder (30610.59G11) 87-95 USA | 547 |
| 39611 | CMA39611 | N/D | 15.8 mm 5/8" | Toyota Camry (31410.32032) 83-91 USA | 547 |
| 39613 | CMA39613 | N/D | 15.8 mm 5/8" | Toyota Celica 86-89, Toyota Corolla Coupe y Coupe GTS 84-87 USA | 547 |
| 39644 | CMA39644 | N/D | 19.0 mm 3/4" | Chrysler Jeep Wrangler 87-90 USA | 547 |
| 39645 | CMA39645 | N/D | 17.8 mm 45/64" | Chrysler Jeep Cherokee 87-90, Jeep Wagoneer 87-90, Jeep Comanche. 87-90 USA | 547 |
| 39681 | CMA39681 | N/D | 15.8 mm 5/8" | Toyota Tercel (31420.10013) 87-5/89 USA | 547 |



Lusac



Raybestos
The best in brakes

TABLA DE APLICACIONES POR LÍNEA DE PRODUCTO

| CILINDROS DE EMBRAGUE | | | | | |
|-----------------------|-----------------------------|-----------------------|----------------|--|-------------|
| NÚMERO DE PARTE | NÚMERO CIL. MTRO. RAYBESTOS | NÚMERO REPUESTO LUSAC | MEDIDA | APLICACIÓN | FOTO PÁGINA |
| 39715 | CMA39715 66-2839715 | N/D | 17.8 mm 45/64" | Chevrolet Oldsmobile Bravada 91, S & T10 Blazer 84-91, S & T10 Pickup 90-91, S & T15 Jimmy, 84-91 S & T15 Sonoma 84-91 USA | 547 |
| 39723 | CMA39723 66-2839723 | N/D | 19.0 mm 3/4" | Chrysler Jeep Cherokee 4Cil. 2.5L 83-86, Jeep Sportwagon 84 Jeep Wagoneer 84-86 USA | 547 |
| 39731 | CMA39731 | N/D | 19.0 mm 3/4" | Chevrolet Astro Mini Van 85-89, Safari Mini Van 85-89 USA | 547 |
| 39732 | CMA39732 | N/D | 17.8 mm 45/64" | Chevrolet Blazer 84-90, GM Series C y K 85-86, Series R y V 85-91. Series G (15615867) 85-87 USA | 548 |
| 39738 | CMA39738 66-2839738 | N/D | 17.8 mm 45/64" | Chrysler Jeep Cherokee 6 Cil. 2.8L (53001163) 84-86, Jeep Comanche 84-86, Jeep Wagoneer 84-86 USA | 548 |
| 39747 | CMA39747 | N/D | 15.8 mm 5/8" | Geo Prizm (94856271) 89-4/89 USA, Toyota Corolla AWD y FWD 87-89 USA | 548 |
| 39792 | CMA39792 | N/D | 15.8 mm 5/8" | Isuzu Pick-up 86-87 USA | 548 |
| 39794 | CMA39794 | N/D | 15.8 mm 5/8" | Isuzu Trooper II con Discos Tras. (8-94315559-3) 88-91 USA | 548 |
| 39802 | CMA39802 | N/D | 15.8 mm 5/8" | Ford Probe Turbo y no Turbo 2.2L sin ABS 89-92, Probe 3.0L sin ABS 90-92 USA, Mazda 626 sin ABS 88, Mazda MX6 sin ABS 88-89. USA | 548 |
| 39803 | CMA39803 | N/D | 15.8 mm 5/8" | Ford Probe 2.2L Turbo con ABS 89-90, Probe 3.0L Turbo y no Turbo con ABS 90-92 USA, Mazda 626 turbo con ABS 88-92. USA | 548 |
| 39804 | CMA39804 | N/D | 15.8 mm 5/8" | Honda Passport 94-97 USA, Isuzu Amigo 89-95, Isuzu Pickup 88-95, Isuzu Rodeo 91-97, Isuzu Trooper 92-97. USA | 548 |
| 39813 | CMA-39813 | 110274 | 17.4 mm 11/16" | Cilindro Maestro de Embrague Superior G.M. C-10 90-91, C-20,25 C-30,350 90-91 | 548 |
| 39819 | CMA39819 | N/D | 15.8 mm 5/8" | Toyota 4 Runner 88, Toyota Pickup 86-88 USA | 548 |
| 39820 | CMA-39820 | N/D | 15.8 mm 5/8" | Cilindro Maestro de Embrague Ford Escort 91-96 | 548 |
| 39836 | CMA39836 66-2839836 | N/D | 15.8 mm 5/8" | Acura 2.2 CL 97, Acura 2.3 CL 98-99 USA, Honda Accord 90-97, Honda Prelude 92-00 USA | 548 |
| 39837 | CMA-39837 | N/D | 22.2 mm 7/8" | Cilindro Maestro de Embrague Superior Ford Cougar 89-96, Thunderbird 89-96 | 548 |
| 39840 | CMA39840 | N/D | 19.0 mm 3/4" | Volkswagen Passat 91-94 Nacional, Volkswagen Corrado 90-94 USA | 548 |
| 39891 | CMA39891 | N/D | 22.2 mm 7/8" | Ford F-450, 97-06 | 548 |
| 39894 | CMA-39894 | N/D | 22.2 mm 7/8" | Cilindro Maestro de Embrague Superior Ford Bronco, E-300, 350 USA, F-100, 150, 200, 250, 300, 350 88-91 Nacional | 548 |
| 39895 | CMA-39895 | N/D | 15.8 mm 5/8" | Cilindro Maestro de Embrague Ford Thunderbird 87-88 | 549 |
| 39896 | CMA39896 | N/D | 22.2 mm 7/8" | Ford Aerostar 88-90, Ford Bronco II 88-90, Ford Trk. Ranger 88-91 USA | 549 |
| 39903 | CMA39903 | N/D | 15.8 mm 5/8" | Honda Civic 92-00 Nacional, Honda Del Sol 93-97 USA | 549 |
| 39904 | CMA39904 | N/D | 19.0 mm 3/4" | Chrysler Dodge Neon 97-99, Ford Explorer 91, Ford Ranger 90-91, Mazda Navajo 91-92 USA | 549 |
| 39906 | CMA39906 | N/D | 15.8 mm 5/8" | Toyota Paseo 92-97, Toyota Tercel 91-98 USA | 549 |
| 39913 | CMA39913 66-2839913 | N/D | 15.8 mm 5/8" | Mazda Motor 2.2 L y 2.6 L Pick-up B 2000 86-87, B 2200 86-93, B 2600 87-93 USA | 549 |
| 39916 | CMA39916 | N/D | 15.8 mm 5/8" | Acura Vigor 92-94 USA | 549 |
| 39929 | CMA39929 | N/D | 17.7 mm | Chevrolet Cavalier 93-94, Nacional Grand Am 93-98 Chevrolet Sunbird 93-94, Achieva 94-97, Beretta 93-96, Calais 92-94 USA | 549 |
| 39930 | CMA39930 | N/D | 15.8 mm 5/8" | Geo Prizm 93-97, Prizm 98 02, Toyota Corolla 89-02 USA | 549 |
| 39931 | CMA39931 66-2839931 | N/D | 15.8 mm 5/8" | Geo Prizm 1.6L 5/89-97, Geo Prizm 1.8 Lts 93-99 USA, Toyota Corolla 1.6L 5/89-97, Toyota Corolla 1.8L 93-02, USA | 549 |
| 39934 | CMA39934 | N/D | 15.8 mm 5/8" | Toyota Tacoma 95-02, Toyota T100 93-98 USA | 549 |
| 39936 | CMA39936 | N/D | 15.8 mm 5/8" | Mitsubishi Montero 92-96 USA | 549 |
| LC-43233 | SC-36164 | 39148 | 25.4 mm 1" | Cil. Esclavo Dina Camion 1966-89 Ford 600,700 800 1961-85 | 549 |
| LC-3307 | SC-33723 | LC26127 | 25.4 mm 1" | Cil. Clutch Esclavo Dodge D-100, D-200, D-300, 57-69, Cmon. Varios 59-77 | 549 |
| LC-54699 | CMA-36153 | 46414 | 25.4 mm 1" | Bomba de Clutch Sup. Dina Cmon. 66-89, Inter.Cmon 71-80 | 549 |



TABLA DE APLICACIONES POR LÍNEA DE PRODUCTO

| CILINDROS DE EMBRAGUE | | | | | |
|-----------------------|-----------------------------|-----------------------|----------------|---|-------------|
| NÚMERO DE PARTE | NÚMERO CIL. MTRO. RAYBESTOS | NÚMERO REPUESTO LUSAC | MEDIDA | APLICACIÓN | FOTO PÁGINA |
| LC-103483 | SC-37791 | 103540 | 20.6 mm 13/16" | Cil. Mtro. de Embrague Chev.Cmta.C-10,C-20,C-30 85-91, Clutch Secundario | 549 |
| 103485 | SC-37723 | N/D | 25.4 mm 1" | Ford Bronco 84-87 USA,F-150, 250, 350 1984-87 Nacional Cil.Emb. Esclavo | 549 |
| 110270 | CMA-39573 | 110275 | 19.0 mm 3/4" | Ford Aerostar 86-87, Bronco II 84-87, Ranger 83-87 USA | 550 |
| LC-110273 | CMA-39732 | 110274 | 17.4 mm 11/16" | Cil. Mtro de Embrague Chev. Cmta C-10, C-20, C-30, 85-91 Superior | 550 |
| 110710 | CMA-39560 | N/D | 22.2 mm 7/8" | Ford Bronco 84-87 USA F-150, 250 y 350 1984-87 Nacional Cil.Mtro. Emb. | 550 |
| 300319 | N/D | N/D | 38.1 mm 1-1/2" | Cilindro Esclavo de Embrague Inferior Mercedes Benz Om-366 O-371 | 550 |
| 300335 | N/D | N/D | 23.8 mm 15/16" | Cilindro Esclavo de Embrague Superior Mercedes Benz Om-366 O-371, Sprinter 04-05 | 550 |
| 350002 | CMA350002 | N/D | 15.8 mm 5/8" | Mitsubishi 3000GT 91-99, Stealth 91-96 USA | 550 |
| 350003 | CMA350003 | N/D | 15.8 mm 5/8" | Mitsubishi 3000GT 91-99, Stealth 91-96 USA | 550 |
| 350004 | CMA350004 | N/D | 15.8 mm 5/8" | Toyota 4 Runner 89-95, Pickup 89-95 USA | 550 |
| 350005 | CMA350005 | N/D | 17.8 mm 45/64" | Chrysler Jeep Cherokee 2.1L Diesel 91-94,Jeep Cherokee 2.5 L y 4.0 L 91-96,Jeep Cherokee 2.5L modelo X2 97-98,Jeep Comanche 91-92 USA | 550 |
| 350007 | CMA-350007 | N/D | 17.7 mm | Chryslre Jeep Wrangler 93-96 | 550 |
| 350009 | CMA350009 | N/D | 15.8 mm 5/8" | Toyota 4 Runner 89-95, Toyota Pickup 89-95 USA | 550 |
| 350014 | CMA350014 | N/D | 19.0 mm 3/4" | Chevrolet Camaro, Z28 95-02, Firebird, Trans Am 94-01 | 550 |
| 350015 | CMA350015 | N/D | 15.8 mm 5/8" | Saturn Coupe SC1, SC2 91-99, Saturn Sedan SL1, SL2 91-99, Saturn Wagon SW1, SW2, SWP 91-99 USA | 550 |
| 350021 | CMA350021 | N/D | 22.2 mm 7/8" | Chrysler Dodge Dakota 87-94 USA | 550 |
| 350026 | CMA-350026 | N/D | 22.2 mm 7/8" | Cilindro Maestro de Embrague Superior G.M. Cavalier 87-94 | 550 |
| 350028 | CMA-350028 | N/D | 22.2 mm 7/8" | Cilindro Maestro de Embrague Superior G.M. Cavalier 93-94 6 Cilindros | 551 |
| 350030 | CMA350030 | N/D | 22.2 mm 7/8" | Chevrolet Beretta 88-92 , Corsica 89-92 USA | 551 |
| 350032 | CMA -350032 | 50032 | 18.0 mm | Cilindro Esclavo de Embrague Superior Ford Bronco 93-98 USA, F-150 93-95, F-200,F-250 93-97 F-300, F-350 92-97 Nacional | 551 |
| 350033 | CMA-350033 | N/D | 22.2 mm 7/8" | Cilindro Esclavo de Embrague Superior Ford Bronco 92 USA, F-100,F-150, 92, F-200, F-250 92,F-300,F-350 92 Nacional | 551 |
| 350034 | CMA350034 | N/D | 19.09 mm | Ford Aerostar 92 | 551 |
| 350035 | CMA350035 | N/D | 19.0 mm 3/4" | Ford Explorer 92 Nacional, Ford Ranger 92 USA | 551 |
| 350037 | CMA350037 | N/D | 19.0 mm 3/4" | Ford Ranger 92 USA | 551 |
| 350038 | CMA350038 | N/D | 22.2 mm 7/8" | Chevrolet Blazer 92-94 Nacional, T10 Pickup 92-94, Oldsmobile Bravada 92-94, T10 Pickup 92-94, T15 Jimmy 92-94, T15 92-94, Sonoma 92-94 USA | 551 |
| 350041 | CMA350041 | N/D | 19.0 mm 3/4" | Ford Aerostar 88-91, Ford Bronco II 88-90 Ford Ranger 88-91 USA, Mazda Navajo 91 USA | 551 |
| 350042 | CMA-350042 | N/D | 17.7 mm | Cilindro Esclavo de Embrague Superior G.M. Blazer 92-95, Chev. C-10,C-15 92-95, C-20, C-25, C-30,C-35 92-95, Silverado 92-93 | 551 |
| 350044 | CMA-350044 | N/D | 22.2 mm 7/8" | Cilindro Esclavo de Embrague Superior Dodge D-100,150, 200, 250, 300, 350 88-91 | 551 |
| 350048 | CMA350048 | N/D | 15.8 mm 5/8" | Ford Aerostar 93-95 | 551 |
| 350052 | CMA-350052 | N/D | 22.2 mm 7/8" | Cilindro Esclavo de Embrague Chevrolet Celebrity 95-98 | 551 |
| 350054 | CMA350054 | N/D | 15.8 mm 5/8" | Ford Ranger 93-94 USA | 551 |
| 350055 | CMA350055 | N/D | 15.8 mm 5/8" | Ford Explorer 93-94 Nacional, Ford Ranger 93-94, Mazda B2300 94, Mazda B3000 94, Mazda B4000 94, Mazda Navajo 93-94 USA | 551 |
| 350057 | CMA350057 | N/D | 22.2 mm 7/8" | Chryslre Jeep Grand Cherokee 93-94 | 551 |
| 350058 | CMA-350058 | 50058 | 22.2 mm 7/8" | Cilindro Esclavo de Embrague Superior Chrys. Ram 1500 94-97, Ram 2500 94-97, Ram 3500 94-97 | 552 |



Lusac



Raybestos
The best in brakes

TABLA DE APLICACIONES POR LÍNEA DE PRODUCTO

| CILINDROS DE EMBRAGUE | | | | | |
|-----------------------|-----------------------------|-----------------------|----------------|---|-------------|
| NÚMERO DE PARTE | NÚMERO CIL. MTRO. RAYBESTOS | NÚMERO REPUESTO LUSAC | MEDIDA | APLICACIÓN | FOTO PÁGINA |
| 350061 | CMA350061 | N/D | 22.2 mm 7/8" | Chevrolet Beretta 93-94, Corsica 93-94 USA | 552 |
| 350062 | CMA350062 | N/D | 18.0 mm | Chevrolet Sonoma 94-95, Chevrolet Blazer 95, GMC Jimmy 95, T10 Pickup 94-95, T15 94-95 USA | 552 |
| 350064 | CMA350064 | N/D | 15.8 mm 5/8" | Acura Integra 94-00 USA, Honda Civic 92-00 Nacional, Honda Del Sol 93-97 USA | 552 |
| 350067 | CMA350067 | N/D | 19.0 mm 3/4" | Volkswagen Golf 95-02, Volkswagen Jetta 93-98 | 552 |
| 350070 | CMA350070 | N/D | 16.14 mm | Ford Explorer 95-99, Ford Ranger 95-00 Nacional, Mazda B2300 95-97, Mazda B2500 98-99, Mazda B3000 95-99, Mazda B4000 95-99 USA | 552 |
| 350071 | CMA350071 | N/D | 19.0 mm 3/4" | Volkswagen Passat 95-97, Volkswagen Corrado 94 USA | 552 |
| 350074 | CMA350074 | N/D | 22.2 mm 7/8" | Chrysler Dodge Dakota 95-96 | 552 |
| 350077 | CMA350077 | N/D | 22.2 mm 7/8" | Jeep Grand Cherokee 94-96 | 552 |
| 350080 | CMA350080 | N/D | 18.25 mm | Chevrolet Cavalier 95-99, Sunfire 95-99 | 552 |
| 350081 | CMA350081 | N/D | 15.8 mm 5/8" | Nissan Maxima 95-00, Infiniti I30 95-01 | 552 |
| 350082 | CMA350082 | N/D | 15.8 mm 5/8" | Nissan 240SX 95-98 USA | 552 |
| 350083 | CMA350083 | N/D | 15.8 mm 5/8" | Nissan 300ZX 94-96 | 552 |
| 350087 | CMA350087 | N/D | 15.8 mm 5/8" | Chrysler Dodge Sebring 95-99, Avenger 95-99, Eagle Talon 95-99 USA, Mitsubishi Eclipse 95-99 USA | 552 |
| 350088 | CMA350088 | N/D | 18.0 mm | Chevrolet C10 Suburban 96-00 C10, C15 96-00, C20 Suburban 96-00, C20, C25 96-00, C30, C35 96-00 | 552 |
| 350089 | CMA350089 | N/D | 18.0 mm | Chevrolet Camaro, Z28 96-97, Firebird, Trans Am 96-97 | 552 |
| 350090 | CMA-350090 | N/D | 20.6 mm 13/16" | Cilindro Esclavo de Embrague Superior Ford Mistyque, Contour 95-98 | 553 |
| 350092 | CMA350092 | N/D | 15.8 mm 5/8" | Nissan pick Up D21 96-97 | 553 |
| 350093 | CMA350093 | N/D | 15.8 mm 5/8" | Nissan Pathfinder 97-00 | 553 |
| 350104 | CMA350104 | N/D | 18.0 mm | Chrysler Jeep Cherokee 97-01 Nacional, Jeep Wrangler 97-01 USA | 553 |
| 350105 | CMA350105 | N/D | 18.0 mm | Chevrolet Blazer 96-02 Nacional, GMC Envoy 98 Isuzu Hombre 96-00, T10 Pickup 96-01, T15 96-01, Sonoma 96-01 USA | 553 |
| 350108 | CMA350108 | N/D | 19.0 mm 3/4" | Chevrolet Corvette 97-01 | 553 |
| 350110 | CMA350110 | N/D | 18.0 mm | Honda Accord 98-01 | 553 |
| 350112 | CMA350112 | N/D | 18.0 mm | Chrysler Ram 1500 98-01, Ram 2500 98-01, Ram 3500 98-01 | 553 |
| 350113 | CMA350113 | N/D | 18.0 mm | Chrysler Dodge Dakota 97-00 USA | 553 |
| 350120 | CMA350120 | N/D | 19.0 mm 3/4" | Audi A6 Allroad Quattro 01, Audi A6 Quattro 01, Volkswagen Passat 00-01 | 553 |
| 350123 | CMA350123 | N/D | 15.8 mm 5/8" | Honda Passport 98-00, Isuzu Amigo 98-01, Isuzu Rodeo 98-01 USA | 553 |
| 350125 | CMA350125 | N/D | 19.0 mm 3/4" | Chevrolet Camaro, Z28 98-00, Firebird, Trans Am 98-00 | 553 |
| 350134 | CMA350134 | N/D | 18.0 mm | Ford F150 97-03, Ford F200/250 99-01 | 553 |
| 350135 | CMA350135 | N/D | 18.0 mm | Ford F250 Super Duty 99-05, Ford F350 Super Duty 98-05, Ford F450 Super Duty 99-04, Ford F550 Super Duty 99-04 | 553 |
| 350147 | CMA350147 | N/D | 19.0 mm 3/4" | BMW BMW 328i 95-97, BMW M3 92-97, BMW Z3 95-97, BMW 318i 94-97, BMW 318iS 96-97, BMW 320i 94-97 USA | 553 |
| 350152 | CMA350152 | N/D | 18.0 mm | Chrysler PT Cruiser 01-02 | 553 |
| 350155 | CMA350155 | N/D | 19.0 mm 3/4" | BMW 325ci 01, BMW 325i 01, BMW 325Xi 01, BMW 330ci 01, BMW 330i 01, BMW 330Xi 01, BMW 525i 01, BMW 528i 97-01, BMW 530i 01, BMW 540i 97-01, BMW M3 00-01, BMW M5 01, BMW Truck X5 98-01, BMW Z8 99-03 | 554 |
| 350167 | CMA350167 | N/D | 18.0 mm | Ford Escape 01 | 554 |
| 350182 | CMA350182 | N/D | 18.0 mm | Chevrolet. C10 Suburban 94-98, C10, C15 Pickup 94-95, C20 Suburban; 92-95, C20, C25 Pickup 94-95, 30, C35 94-95 Nacional, K10 Suburban 94-95, K10, K15 Pickup 94-95 USA | 554 |



TABLA DE APLICACIONES POR LÍNEA DE PRODUCTO

| CILINDROS DE EMBRAGUE | | | | | |
|-----------------------|-----------------------------|-----------------------|----------------|--|-------------|
| NÚMERO DE PARTE | NÚMERO CIL. MTRO. RAYBESTOS | NÚMERO REPUESTO LUSAC | MEDIDA | APLICACIÓN | FOTO PÁGINA |
| 350204 | CMA350204 | N/D | 15.8 mm 5/8" | Isuzu Trooper 98-00 USA | 554 |
| 350206 | CMA350206 | N/D | N/D | Saturn Coupe SC1, SC2 91-99 USA | 554 |
| 360000 | SC-360000 | N/D | 31.7 mm 1-1/4" | Cilindro Esclavo de Embrague Inferior G.M. Cavalier 90-92 | 554 |
| 360001 | SC360001 | N/R | N/R | Chevrolet Cavalier 93-94, Grand Am 93-98 Nacional, Chevrolet Sunbird 93-94, Achieva 94-97, Beretta 93-96, Calais 92-94 USA | 554 |
| 360002 | SC-360002 | 855 | 31.7 mm 1-1/4" | Cilindro Esclavo de Embrague Inferior G.M. Celebrity, Century, Cutlass, Citation 85-91 | 554 |
| 360003 | SC-360003 | N/D | 25.4 mm 1" | Cilindro Esclavo de Embrague Inferior Chrys. Dodge B,D-100,150, 88-91,B,D-200, 250 88-91, B, D-300,350 88-91 | 554 |
| 360004 | SC-360004 | N/D | 25.4 mm 1" | Cilindro Esclavo de Embrague Inferior Chrys. Dodge AD-150 87-89, AD-W-150 87-89, D-150 86-87 Ram Charger 86-87 | 554 |
| 360005 | SC-360005 | N/D | 21.0 mm 53/64" | Cilindro Esclavo de Embrague Inferior Olds Mobile Bravada 92-94, Blazer 92-93 USA | 554 |
| 360006 | SC360006 | N/D | 17.4 mm 11/16" | Mitsubishi 3000GT 91-99, Stealth 92-96 USA | 554 |
| 360014 | SC-360014 | N/D | 21.0 mm 53/64" | Cilindro Esclavo de Embrague Inferior Ford F-100,150, 93-95,F-200,250, 93-95, F-300, 350 93-95 | 554 |
| 360016 | SC-360016 | N/R | N/R | Ford camioneta Aerostar 93-95, Bronco 93-96, Explorer 93-01, F-150 93-04, F-200/250 93-01, F-300/350 93-98, Ranger 93-04 USA, Mazda Camionetas B2300 94-97, B-2500 98-99, B-3000 94-99, B-4000 94-99, Navajo 93-94 USA | 554 |
| 360022 | SC360022 | N/D | 20.6 mm 13/16" | Lexus ES300 92-93 USA, Toyota Camry 92-96 USA | 554 |
| 360025 | SC360025 | N/D | 19.0 mm 3/4" | Acura Integra 94-00; USA, Honda CR-V 98-01, Honda Civic 92-00 Nacional, Honda Del Sol 93-97 USA | 554 |
| 360027 | SC-360027 | N/D | 20.0 mm | Cilindro Esclavo de Embrague Inferior G.M. C-20,25 92-95, Silverado 92-93 | 555 |
| 360029 | SC360029 | N/D | 21.0 mm 53/64" | Saturn Coupe SC1, SC2 91-99, Saturn Sedan SL1, SL2 91-99, Saturn Wagon SW1, SW2, SWP 91-99 USA | 555 |
| 360032 | SC360032 | N/D | 19.0 mm 3/4" | Isuzu Rodeo 91-92 USA | 555 |
| 360033 | SC360033 | N/D | 22.2 mm 7/8" | Honda Passport 94-00, Isuzu Amigo 98-99, Isuzu Rodeo 93-01, Isuzu Trooper 92-02 USA | 555 |
| 360045 | SC360045 | N/D | 25.4 mm 1" | Dodge B100, B150 92-94, Dodge B200, B250 92-94, Dodge B300, B350 92-94, Dodge Dakota 92-96 USA | 555 |
| 360046 | SC-360046 | N/D | 25.4 mm 1" | Cilindro Esclavo de Embrague Inferior Chrys. Dodge B, D-100,150, 92-93,Dm-350 88-91, E-250 92-93, Ram Charger 92-93 | 555 |
| 360048 | SC360048 | N/D | 25.4 mm 1" | Dodge AD100, AD150 92, Dodge D100, 150 92, Dodge D200, 250 92, Dodge D300, 350 92, Dodge W100, 150 92, Dodge W200, 250 92, Dodge W300, 350 92-93 USA | 555 |
| 360049 | SC360049 | N/D | 21.0 mm | GMC T10 Pickup 92-95, T15 92-95, Sonoma 92-95 USA | 555 |
| 360051 | SC-360051 | 60051 | 25.4 mm 1" | Cilindro Esclavo de Embrague Inferior Chrys. Ram 1500, 2500, 3500 94-98 | 555 |
| 360052 | SC360052 | N/D | 25.4 mm 1" | Chevrolet Camaro,Berlinetta,Iroc,Z28; 93-97, Firebird, Trans Am 93-97 | 555 |
| 360055 | SC360055 | N/D | 20.6 mm 13/16" | Toyota Tacoma 95-04, Toyota 4 Runner 96-01, Toyota T100 95-98, Toyota Tundra 00-04 USA | 555 |
| 360058 | SC360058 | N/D | N/R | Chevrolet Camaro ,Z28 96-00, Blazer 96-02, C10 Suburban 96-00, C10, C15 Pickup 96-00, C20 Suburban 96-00, C20, C25 Pickup 96-00, C30, C35 96-00 | 555 |
| 360061 | SC-360061 | N/R | N/R | Collarin Ford Contour, Mystique 95-98 | 555 |
| 360062 | SC360062 | N/D | N/R | Ford Contour 95-98, Mercury Cougar 99-01, Mystique 95-98 | 555 |
| 360064 | SC360064 | N/D | 20.6 mm 13/16" | Toyota 4 Runner 84-88, Toyota Pickup 79-88 USA | 555 |
| 360065 | SC360065 | N/D | 19.0 mm 3/4" | Mitsubishi Truck 94-95 USA | 555 |
| 360066 | SC360066 | N/D | 19.0 mm 3/4" | Mitsubishi Montero 94-99 USA | 556 |



Lusac



Raybestos
The best in brakes

TABLA DE APLICACIONES POR LÍNEA DE PRODUCTO

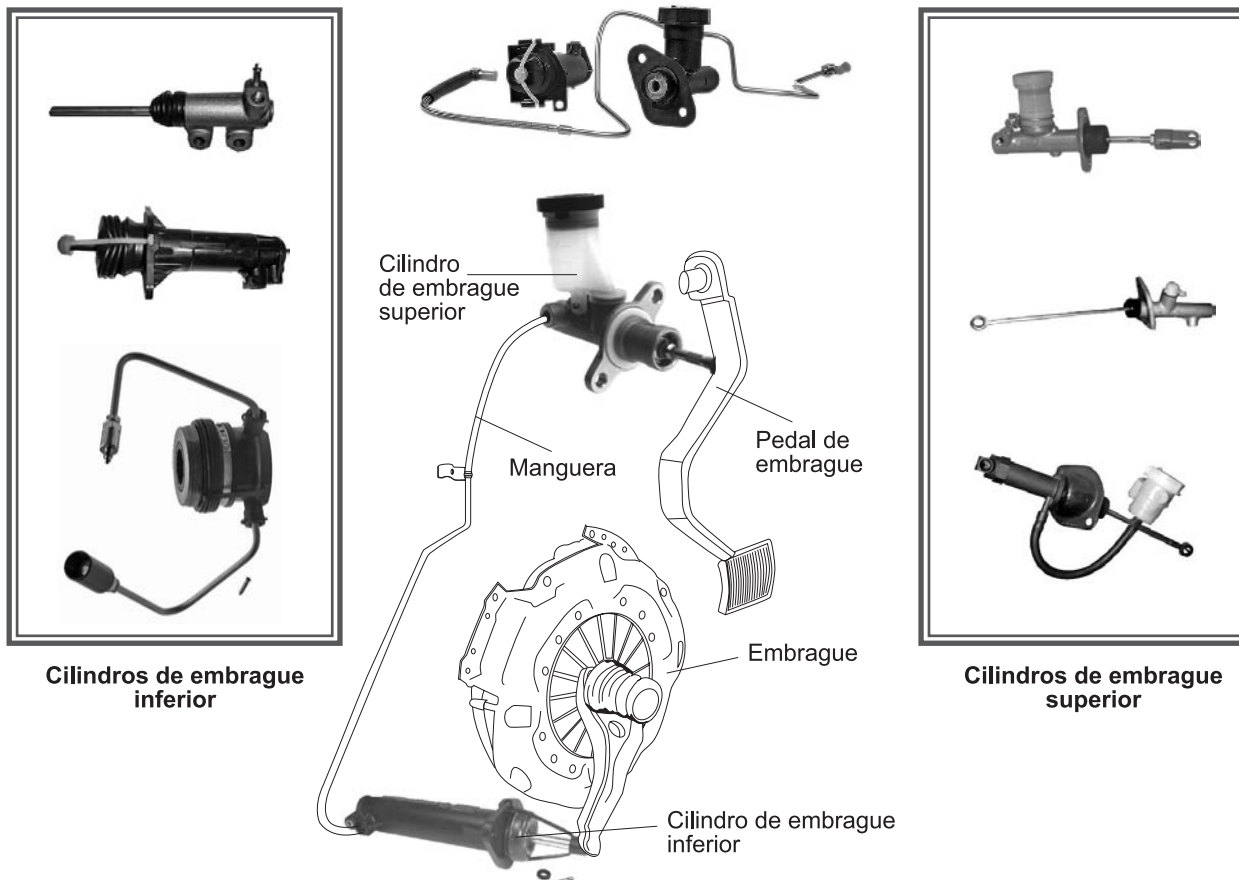
| CILINDROS DE EMBRAGUE | | | | | |
|-----------------------|-----------------------------|-----------------------|----------------|--|-------------|
| NÚMERO DE PARTE | NÚMERO CIL. MTRO. RAYBESTOS | NÚMERO REPUESTO LUSAC | MEDIDA | APLICACIÓN | FOTO PÁGINA |
| 360068 | SC360068 | N/D | 20.6 mm 13/16" | Toyota Tacoma 95-04, Toyota 4 Runner 96-01 USA | 556 |
| 360074 | SC360074 | N/R | N.R. | Chevrolet Corvette 97-04 | 556 |
| 360075 | SC360075 | N/D | 21.0 mm 53/64" | Honda Accord 98 | 556 |
| 360081 | SC360081 | N/D | 20.6 mm 13/16" | BMW 328i 95-99, BMW Z3 95-99 Nacional, BMW 318i 92-97, BMW 318iS 96-99, BMW 320i 94-97 USA | 556 |
| 360082 | SC360082 | N/D | 22.2 mm 7/8" | BMW 525i 01-03, BMW 528i 97-01, BMW 530i 01-03, BMW 540i 97-03, BMW 545i 04-05, BMW M3 92-99, BMW Truck X5 98-03, BMW Z3 98-02, BMW Z8 99-03 | 556 |
| 360084 | SC360084 | N/D | 17.4 mm 11/16" | Chrysler Dodge Dakota 97-01 USA | 556 |
| 360085 | SC360085 | N/D | 21.0 mm 53/64" | Chrysler Dodge Ram 1500 98-01, Ram 2500 98-01, Ram 3500 98-01 | 556 |
| 360087 | SC360087 | N/D | Concentrico | Chrysler Jeep Cherokee 93, Jeep Wrangler 96 USA | 556 |
| 360088 | SC360088 | N/R | N.R. | Jeep Cherokee 92, Jeep Wrangler 92 USA | 556 |
| 360089 | SC360089 | N/D | Concentrico | Chrysler Jeep Cherokee 92, Jeep Wrangler 92 USA | 556 |
| 360092 | SC360092 | N/D | 22.2 mm 7/8" | Isuzu Amigo 98-99, Isuzu Rodeo 98-99 USA | 556 |
| 360093 | SC360093 | N/D | 19.0 mm 3/4" | Volkswagen Beetle 98-02, Volkswagen Golf Gti, Cabrio A4 01-02, Volkswagen Jetta A4 99-02 | 556 |
| 360096 | SC360096 | N/D | N/D | Ford Escape 01-04 | 556 |
| 360101 | SC360101 | N/D | N.R. | Chevrolet C20 Suburban 04, Silverado 1 Ton Heavy Duty 01-05, Silverado 3/4 Ton 01-03, Silverado 3/4 Ton 01-05, Chevrolet Sierra 1 Ton Heavy Duty 01-04, Sierra 3/4 Ton 01-04, Sierra 3/4 Ton Heavy Duty 01-05 USA | 556 |
| 360107 | SC360107 | N/D | Concentrico | Chevrolet Silverado 1500 y Heavy Duty 01-02, Silverado 3500 Heavy Duty 01-02 Nacional, Sierra 3500 Heavy Duty 01 02, Sierra 1/2 Ton 01, Sierra 1/2 Ton Heavy Duty 01-02, Sierra 3/4 Ton 01-02, Sierra 3/4 Ton Heavy Duty 01-03 USA | 556 |
| 360108 | SC360108 | N/D | 21.0 mm 53/64" | Ford F250 Super Duty 99-05, Ford F350 98-05, Super Duty Ford F450 Super Duty 99-01, Ford F550 Super Duty 99-01 | 557 |
| 360109 | SC360109 | N/D | 21.0 mm | Ford F250 Super Duty 99-05, Ford F350 Super Duty 98-05, Ford F450 Super Duty 99-04, Ford F550 Super Duty 99-04 | 557 |
| 360111 | SC360111 | N/D | N.R. | Chevrolet Cavalier 00-05, HHR 08, Sunfire 02 Nacional, Chevrolet Cobalt 08, Grand Am 02-04, Alero 02-04, Saturn Vue 02-05 USA | 557 |
| 360121 | SC360121 | N/D | 22.2 mm 7/8" | BMW 325ci 01-05, BMW 325i 01-05, BMW 325Xi 01-05, BMW 330ci 01-05, BMW 330i 01-05, BMW 330Xi 01-05, BMW M3 00-06, BMW Z4 03 | 557 |
| 360125 | SC360125 | N/D | 19.0 mm 3/4" | Acura RSX 02-005, Acura TSX 04-05 USA, Honda Accord 03-06, Honda CR-V 02-04 Nacional, Honda Element 03-08 USA | 557 |
| 360127 | SC360127 | N/D | 19.0 mm 3/4" | Honda Civic 01-05 | 557 |
| 360128 | SC360128 | N/R | N.R. | Chevrolet Blazer 03-05, Chevrolet Sonoma 03 USA, GMC Jimmy 03-04, T10 Pickup 03-04, T15 03 USA | 557 |
| 360138 | SC360138 | N/D | N.R. | Chevrolet Cadillac CTS 04 | 557 |
| 360139 | SC360139 | N/D | 17.4 mm 11/16" | Nissan Altima 05-06, Nissan Maxima 04-06 | 557 |
| 360172 | SC360172 | N/D | N.R. | Ford Explorer 00-01, Ford Explorer Sport 01-03, Ford Explorer Sport Trac 01-03 Ford F150 00-03 Nacional, Mazda B2300 01-05, Mazda B2500 00-01, Mazda B3000 01-05, Mazda B4000 01-05 USA | 557 |
| 519868 | N/D | N/D | 15.8 mm 5/8" | Chrysler Dodge Stratus 01-02 Nacional, Sebring 01-02 USA, Mitsubishi Eclipse 01-02 USA | 557 |
| 5359822 | N/D | N/D | 20.6 mm 13/16" | Chrysler Jeep C.J-5 80-86 | 557 |
| 306101E4 | CMA39933 | N/D | 15.8 mm 5/8" | Nissan Altima 93-97 | 557 |
| 306108J1 | N/D | N/D | 15.8 mm 5/8" | Nissan Altima 01-02 | 557 |
| 306109Z4 | CMA350119 | N/D | 15.8 mm 5/8" | Nissan Xterra 00-02, Nissan Frontier 4 cil Oct 98-01, Nissan Frontier 6 Cil Oct 99-01. | 557 |
| 30610C07 | N/D | N/D | 15.8 mm 5/8" | Nissan Ichi Van 620,810 Todos | 557 |



TABLA DE APLICACIONES POR LÍNEA DE PRODUCTO

| CILINDROS DE EMBRAGUE | | | | | |
|-----------------------|-----------------------------|-----------------------|----------------|---|-------------|
| NÚMERO DE PARTE | NÚMERO CIL. MTRO. RAYBESTOS | NÚMERO REPUESTO LUSAC | MEDIDA | APLICACIÓN | FOTO PÁGINA |
| 3062003W | SC37627 | N/D | 19.0 mm 3/4" | Nissan 610 73-76, 710 74-77, Maxima 77-84 USA | 558 |
| 3062031U | SC360057 | N/D | 19.0 mm 3/4" | Nissan Maxima 00-01 | 558 |
| 3062056E | SC37680 | N/D | 17.4 mm 11/16" | Nissan D21 86-97 Cilindro Esclavo Aluminio | 558 |
| 31410330 | CMA350109 | N/D | 15.8 mm 5/8" | Toyota Camry 97-01, Solara 99-02, Camry L4 2164 5SFE FWD 97-01, Camry L4 2398 2AZFE FWD 02-03, Camry V6 2995 1MZFE FWD 97-98, Camry V6 2995 1MZFE FWD 99-02 USA | 558 |
| 31470302 | SC37606 | N/D | 20.6 mm 13/16" | Toyota Cressida 81-87, P-UP 86-87 USA | 558 |

CONJUNTO DE EMBRAGUE HIDRÁULICO





Lusac



Raybestos
The best in brakes

TABLA DE APLICACIONES POR LÍNEA DE PRODUCTO

| REPUESTO CILINDRO DE CLUTCH | | |
|-----------------------------|-----------------|--|
| NÚMERO DE PARTE | MEDIDA | APLICACIÓN |
| LC-651 | 15.8 mm 5/8" | Datsun 66-84 " Ranurado " Superior |
| LC-660 | 19.0 mm 3/4" | Cil. Esclavo de Clutch Nissan,Datsun Sedan 70-83,Samurahi 70-84 |
| LC-690 | 15.8 mm 5/8" | Cil.Mtro. Embrague o Clutch Tipo Nabco Datsun Estaquitas Pick Up 71-83 |
| LC-695 | 15.8 mm 5/8" | Cil.Mtro. Embrague o Clutch Tipo Tokico Nissan Estaquitas Pick Up 77-84 |
| LC-730 | 22.2 mm 7/8" | Chrysler Dodge Ram Charger 92-93, D-150,250,350,92-93, Wagoneer 93, Cherokee 93, Microbús 92-93 |
| LC-735 | 25.4 mm 1" | Chrysler Dodge Ram Charger 92-93, D-150,250,350,92-93, Wagoneer 93, Cherokee 93, Microbús 92-93 |
| LC-840 | 23.0 mm 29/32" | Chevrolet P-30, P3500, Microbús 92-94 |
| LC-845 | 23.0 mm 29/32" | Chevrolet P-30, P3500, Microbús 92-94 |
| LC-850 | 19.0 mm 3/4" | Chevrolet G.M. Cutlass 90-92 Superior |
| LC-855 | 31.7 mm 1-1/4" | Cilindro Esclavo de Embrague Inferior G.M. Celebrity, Century, Cutlass, Citation 85-91 |
| LC-860 | 17.8 mm 45/64" | Chevrolet G.M. Cavalier 93-95 Superior |
| LC-920 | 23.0 mm 29/32" | Ford Bronco 88-91, F-150 88-92, F-250 88-92, E-250 90-93, F-350, 88-92 Microbús 92-93 |
| LC-925 | 21.0 mm 53/64" | Ford Bronco 88-91, F-150 88-92, F-250 88-92, E-250 90-93, F-350, 88-92 Microbús 92-93 |
| LC-9050 | 19.0 mm 3/4" | Toyota Corona, Hilux 68-77 Inferior |
| LC-7745 | 31.7 mm 1-1/4" | Cilindro Esclavo de Embrague F-450 88-97, F-200,250 83-94, F-300,350 83-91 |
| LC-10990 | 19.0 mm 3/4" | Toyota Corona 70-73 Land Cruiser 69-74 Inferior |
| LC-11030 | 15.8 mm 5/8" | Toyota Corona 70-73 Hilux 68-77 Rn 2025 72-75 Superior |
| LC-11850 | 25.4 mm 1" | Toyota Hilux 1968-72 Stout 1968-74 Land Cruiser 69-74 |
| LC-19428 | 26.9 mm 1-1/16" | Ford Cmtas. 57-74 Cmon. Varios 57-74 Superior |
| LC-19433 | 26.9 mm 1-1/16" | Ford Cmta. 57-74 P400 69-77 Cmon. Varios 74-82 Incluye Barra de Empuje Superior |
| LC-26127 | 25.4 mm 1" | Cil. Clutch Esclavo Dodge D-100, D-200, D-300, 57-69,Cmon.Varios 59-77, Ford Cmtas. T Camiones 57-80 GMC 71-79, F-100, 57-65, F- 250 57-68, F- 300, 57-64, P-400 57-77, Camión 57-76 |
| LC-31081 | 25.4 mm 1" | Buick 58 Dina Cmon. 66-89 |
| LC-31092 | 28.5 mm 1-1/8" | Chrysler Dodge D100 59-68, Camión Varios 59-77 |
| LC-33148 | 28.5 mm 1-1/8" | Chevrolet C10, C20, C30, 60-66 C50, C60, 60-80 Superior |
| LC-33160 | 28.5 mm 1-1/8" | Chevrolet C10, C20, C30, C50, C60 60-66 |
| LC-33163 | 25.4 mm 1" | Chevrolet C10, C20, C30, 60-62 C50, C60 60-61 Inferior Intern. Cmtas. 61-68 Camiones 61-76 , Dina Camiones 66-82 Inferior |
| LC-33254 | 28.5 mm 1-1/8" | Chrysler Dodge D100 57-68 Cmon. Todos 61-77 Superior |
| LC-39080 | 26.9 mm 1-1/16" | Chevrolet C10, C20, C30, 61-66 C50,C60 62-82 Inferior |
| LC-39148 | 25.4 mm 1" | Cil. Esclavo Dina Camion 1966-89 Ford 600,700 800 1961-85 |
| LC-40421 | 20.6 mm 13/16" | Toyota Land Crussier FJA, FJ55 74-86 Inferior |
| LC-46414 | 25.4 mm 1" | Bomba de Clutch Sup. Dina Cmon. 66-89, Inter.Cmon 71-80 |
| LC-50032 | 18.0 mm | Ford Bronco 93-98, F-150 93-95, F-200, F-250 93-97, F-300, F-350 92-97 Superior |
| LC-50058 | 22.2 mm 7/8" | Chrysler Ram 1500 94-97, Ram 2500 94-97, Ram 3500 94-97 Superior |
| LC-60002 | 31.7 mm 1-1/4" | Gm Celebrity, Century, Cutlass, Citation 85-91 Inferior |
| LC-60051 | 25.4 mm 1" | Chrysler Ram 1500 94-97, Ram 2500 94-97, Ram 3500 94-97 Inferior |
| LC-103540 | 20.6 mm 13/16" | Cil. Mtro. de Embrague Chev.Cmta.C-10,C-20,C-30 85-91, Clutch Secundario |
| LC-110274 | 26.9 mm 1-1/16" | Cilindro Maestro de Embrague Superior G.M. C-10 90-91, C-20,25 C-30,350 90-91 Chev. Cmta C-10, C-20, C-30, 85-91, |
| LC-194490 | 25.4 mm 1" | Ford Cmon. Bf-500 57-59 Inferior |
| LC-261040 | 23.0 mm 29/32" | Ford Cmon. 700, 800 61-82 Inferior |
| LC-261110 | 31.7 mm 1-1/4" | Chevrolet Cmon. Vars. 71-82 Intern, 61-72, Mack 58-62,White 49-66, Dodge 73-76 Inferior |
| LC-261340 | 23.8 mm 15/16" | Chrysler Dodge Cmon. Varios 59-68 Inferior |
| LC-310990 | 28.5 mm 1-1/8" | Chrysler Dodge D700, 800 900 61-77 Inferior |
| LC-464130 | 25.4 mm 1" | Inetrn. Cmtas y Cmon. 61-68 |



















Lusac



Raybestos
The best in brakes

CILINDROS DE EMBRAGUE

LC-6600 - 37682

| | | | |
|--|--|---|--|
|  <p>LC-6600 19.0 mm 3/4"</p> |  <p>LC-6900 15.8 mm 5/8"</p> |  <p>LC-6950 15.8 mm 5/8"</p> |  <p>LC-33720 25.4 mm 1"</p> |
|  <p>37212 19.0 mm 3/4"</p> |  <p>37365 19.0 mm 3/4"</p> |  <p>37487 20.6 mm 13/16"</p> |  <p>37493 19.0 mm 3/4"</p> |
|  <p>37495 17.4 mm 11/16"</p> |  <p>37498 19.0 mm 3/4"</p> |  <p>37525 20.6 mm 13/16"</p> |  <p>37541 19.0 mm 3/4"</p> |
|  <p>37627 19.0 mm 3/4"</p> |  <p>37680 17.4 mm 11/16"</p> |  <p>37681 17.4 mm 11/16"</p> |  <p>37682 20.6 mm 13/16"</p> |



Lusac



Raybestos
The best in brakes

FOTOS CILINDROS MAESTROS

CILINDROS DE EMBRAGUE

37699 - 37834

| | | | |
|------------------------------------|------------------------------------|------------------------------------|------------------------------------|
| 37699 20.6 mm 13/16" | 37701 20.6 mm 13/16" | 37725 22.2 mm 7/8" | 37726 25.4 mm 1" |
| 37728 20.5 mm | 37745 31.7 mm 1-1/4" | 37748 34.9 mm 1-3/8" | 37790 20.6 mm 13/16" |
| 37791 20.6 mm 13/16" | 37793 22.2 mm 7/8" | 37794 23.8 mm 15/16" | 37796 23.8 mm 15/16" |
| 37815 20.6 mm 13/16" | 37816 20.6 mm 13/16" | 37833 22.2 mm 7/8" | 37834 22.2 mm 7/8" |



Lusac



Raybestos
The best in brakes

CILINDROS DE EMBRAGUE

37837 - 39244





Lusac




Raybestos
The best in brakes

FOTOS CILINDROS MAESTROS

CILINDROS DE EMBRAGUE

39247 - 39731





Lusac



Raybestos
The best in brakes

CILINDROS DE EMBRAGUE

39732 - 39894





Lusac




Raybestos
The best in brakes

FOTOS CILINDROS MAESTROS

CILINDROS DE EMBRAGUE

39895 - LC-103483





Lusac



Raybestos
The best in brakes

CILINDROS DE EMBRAGUE

103485 - 350026

| | | | |
|--|--|---|---|
|  <p>103485 25.4 mm 1"</p> |  <p>110270 19.0 mm 3/4"</p> |  <p>LC-110273 17.4 mm 11/16"</p> |  <p>110710 22.2 mm 7/8"</p> |
|  <p>300319 38.1 mm 1-1/2"</p> |  <p>300335 23.8 mm 15/16"</p> |  <p>350002 15.8 mm 5/8"</p> |  <p>350003 15.8 mm 5/8"</p> |
|  <p>350004 15.8 mm 5/8"</p> |  <p>350005 17.75 mm</p> |  <p>350007 17.75 mm</p> |  <p>350009 15.8 mm 5/8"</p> |
|  <p>350014 19.0 mm 3/4"</p> |  <p>350015 15.8 mm 5/8"</p> |  <p>350021 22.2 mm 7/8"</p> |  <p>350026 22.2 mm 7/8"</p> |



Lusac




Raybestos
The best in brakes

FOTOS CILINDROS MAESTROS

CILINDROS DE EMBRAGUE

350028 - 350057





Lusac



Raybestos
The best in brakes

CILINDROS DE EMBRAGUE

350058 - 350089





Lusac



Raybestos
The best in brakes

FOTOS CILINDROS MAESTROS

CILINDROS DE EMBRAGUE

350090 - 350152





Lusac



Raybestos
The best in brakes

CILINDROS DE EMBRAGUE

350155 - 360025





Lusac



Raybestos
The best in brakes

FOTOS CILINDROS MAESTROS

CILINDROS DE EMBRAGUE

360027 - 360065

| | | | |
|---|--|---|---|
|  <p>360027 20.0 mm</p> |  <p>360029 21.0 mm</p> |  <p>360032 19.0 mm 3/4"</p> |  <p>360033 22.2 mm 7/8"</p> |
|  <p>360045 25.4 mm 1"</p> |  <p>360046 25.4 mm 1"</p> |  <p>360048 25.4 mm 1"</p> |  <p>360049 21.0 mm</p> |
|  <p>360051 25.4 mm 1"</p> |  <p>360052 25.4 mm 1"</p> |  <p>360055 20.6 mm 13/16"</p> |  <p>360058 N/R</p> |
|  <p>360061 N/R</p> |  <p>360062 N/R</p> |  <p>360064 20.6 mm 13/16"</p> |  <p>360065 19.0 mm 3/4"</p> |



Lusac



Raybestos
The best in brakes

CILINDROS DE EMBRAGUE

360066 - 360107

| | | | |
|--|--|--|--|
|  360066 19.0 mm 3/4" |  360068 20.6 mm 13/16" |  360074 N/R |  360075 21.0 mm |
|  360081 20.6 mm 13/16" |  360082 22.2 mm 7/8" |  360084 17.4 mm 11/16" |  360085 21.0 mm |
|  360087 N/D |  360088 N/R |  360089 N/D |  360092 22.2 mm 7/8" |
|  360093 19.0 mm 3/4" |  360096 N/D |  360101 N/R |  360107 N/D |



Lusac



















Raybestos
The best in brakes

FOTOS CILINDROS MAESTROS

CILINDROS DE EMBRAGUE

360108 - 30610C07

| | | | |
|--|---|--|--|
|  360108 21.0 mm |  360109 21.0 mm |  360111 N/R |  360121 22.2 mm 7/8" |
|  360125 19.0 mm 3/4" |  360127 19.0 mm 3/4" |  360128 N/R |  360138 N/R |
|  360139 17.4 mm 11/16" |  360172 N/D |  519868 15.8 mm 5/8" |  5359822 20.63 mm 13/16" |
|  306101E4 15.8 mm 5/8" |  306108J1 15.8 mm 5/8" |  306109Z4 15.8 mm 5/8" |  30610C07 15.8 mm 5/8" |



Lusac



Raybestos
The best in brakes

CILINDROS DE EMBRAGUE

3062003W - 31470302



Lusac®